



Finally, TV Made for you

You did it! You got StratusIQ Fiber TV.

This guide will show you how to get the most out of your brand new StratusIQ Fiber TV experience including how to get going, browse, search, record, and much more.

Quick Tips to Getting Started

GET YOUR INFO

Call us at 719-573-5343 to get your username and password if it hasn't already been sent to you. If you forget your password you can always reset it.

DOWNLOAD THE APP

Easily install the app from your devices App Store by searching for StratusIQ Fiber TV. You can also visit watch.stratusiq.com to watch StratusIQ Fiber TV online. Just sign in with your username and password.

FIND SOMETHING TO WATCH

We think you'll like how StratusIQ Fiber TV is organized across the Guide, Shows, Movies, Search, and Profile. We've consolidated all of the different ways that you can watch your favorite content (live, on-demand or recorded) so that you don't have to go to different places for the same thing.

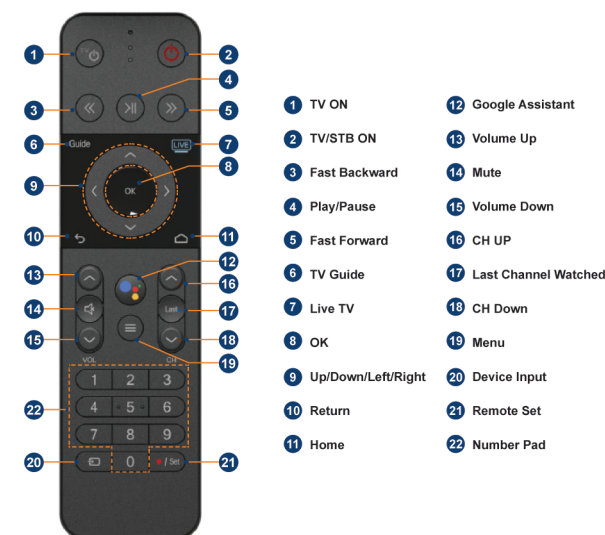


Media Player & Remote

Play, pause, seek, and change channels.

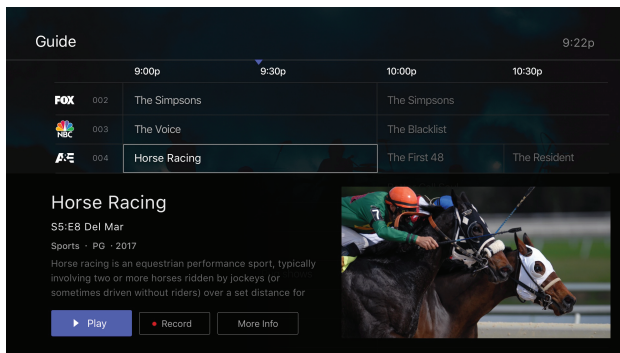
When viewing the video player, you can open controls to play, pause, seek and more by pressing the "Select" button on your remote. This is how you will also enable closed captions and other accessibility settings.

You can change channels by choosing the left or right directional controls on your remote control.



USER GUIDE AND FAQ

For other helpful tips and guides,
please visit our website at
StratusIQ.com/how-to-use-your-service



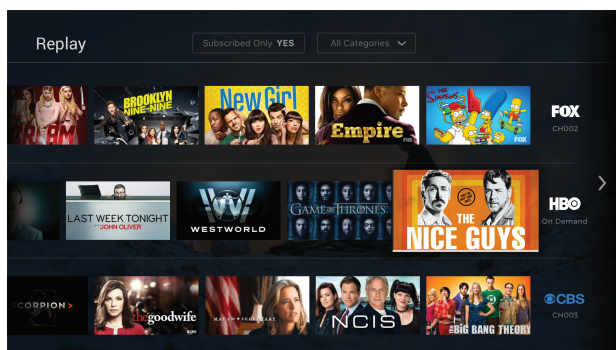
How To's

Browse the Guide.

The guide is a channel based way to browse live and upcoming content. You can filter out stuff that you're not subscribed to as well by movies, sports, news, kids and more.

When you select a program, you'll see a quick view with description and other information as well as a mini player. Inside the quick view, you can also set recordings as well as go to the full show or movie details page.

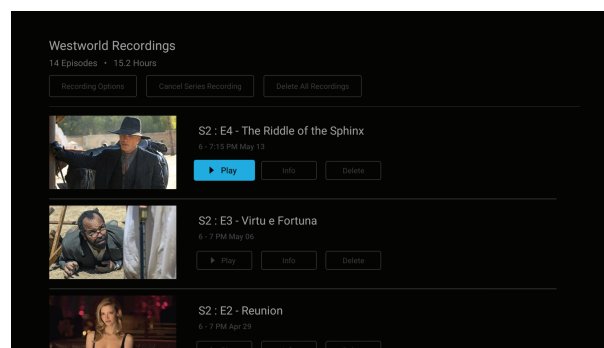
Also, many channels allow us to automatically record 3 days of programs so if you missed your favorite show or forgot to record it, you can navigate backwards in the guide to watch programs that have already aired.



Search the Guide.

We're always trying to help you find stuff you wanna watch without having to work too hard to do it. That's why you'll see shows and movies featured across different categories when you visit these pages including the ability to pick up watching where you left off on previously watch content, personalized recommendations based off of your watch history, as well as top content by genre.

You can also search for content by title to see results across live, on demand, and upcoming.



Manage Recordings.

Set it now, watch it later. Inside of the quick view as well as the full content detail page for any content that is either live or upcoming, you'll be able to set a recording. You can also set a series recording to automatically record new episodes as they air with options to record from only specific channels, only new episodes (no re-runs) and extend the recording time.

From the profile section, you can also access all of your recordings to either quickly watch, change recording options or delete recordings if you're running out of space. If you record a lot of content, you can buy more space!

Enjoy your new TV service!



Contact us if you need any support!

We're here for you 24/7.

Call us at 719-573-5343
or submit a help ticket at
<https://stratusiq.com/submit-ticket/>



StratusIQ Fiber TV_User Guide_Web_110122